



# SYSTEMS LOGOS & SAC MARKS GUIDELINES

T: +65 6659 0810  
E: [info@isocert.com.sg](mailto:info@isocert.com.sg)

[www.isocert.com.sg](http://www.isocert.com.sg)

# Logo Usage

Congratulations! You are now certified! We trust this certification will bring your organization greater recognition and facilitates you to fulfill your organization's mission with greater confidence.

You may now feature the certification logo and SAC mark in your corporate and marketing collateral.

We respectfully request that you adhere strictly to this guide when applying the system logo and SAC mark at all times.

It is recommended that you send us a draft copy of the collateral that will include the certification logo and SAC mark for our review. We may then make appropriate recommendations where necessary. This will go a long way in giving your certification more credibility and prestige. You may write to us @ [certification@isocert.com.sg](mailto:certification@isocert.com.sg). We will respond to your request within 3 working days.

You may download the full set of your certification mark from this link:



## ISO 9001

This is a sample of our ISO 9001 Certification Logo for Management Systems. Please refer to the guidelines on permitted usage.



## ISO 140001

This is a sample of our ISO 14001 Certification Logo for Management Systems. Please refer to the guidelines on permitted usage.



## OHSAS 18001

This is a sample of our OHSAS 18001 Certification Logo for Management Systems. Please refer to the guidelines on permitted usage.



## ISO 45001

This is a sample of our ISO 45001 Certification Logo for Management Systems. Please refer to the guidelines on permitted usage.



## ISO 27001

This is a sample of our ISO 27001 Certification Logo for Management Systems. Please refer to the guidelines on permitted usage.



## GDPMDS

This is a sample of our SS 620:2016 GDPMDS Certification Logo for Management Systems. Please refer to the guidelines on permitted usage.



## SS 506 Part 1
























This is a sample of our SS506 Part 1 Certification Logo for Management Systems. Please refer to the guidelines on permitted usage.

# Color Guide

## Full Color Applications

This section defines the colour codes of the respective certification logos your organization has been certified with. These colour codes must be adhered to strictly .



	C	M	Y	K		Pantone
	40	84	0	0		Pantone 246
	40	84	0	0		Pantone 263
	100	0	100	0		Pantone 356
	100	0	100	0		Pantone 572
	4	100	74	0		Pantone 186
	4	100	74	0		Pantone 7520
	0	71	94	0		Pantone 1655
	0	71	94	0		Pantone 475
	100	0	0	0		Pantone 7460
	100	0	0	0		Pantone 18-1763
	81	43	0	0		Pantone 2172 C
	100	0	0	0		Pantone 705 U

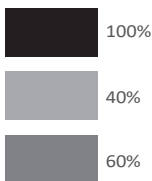
# Color Guide

## Black and White Applications

This section defines the colour codes of the respective certification logos your organization has been certified with. These colour codes must be adhered to strictly.



Black



### Reverse Applications



# Positive and negative applications


## Positive versions



## Negative versions



# Logo: clearspace



Use the height of the blue bar as the height and width to determine the proper clear space all around the logo.

## Usage with SAC marks

All marks which comes with SAC and or IAF accreditations, please do follow the following arrangement.

- The certification body's logo must come before the SAC accreditation mark.
- The certification body's logo and SAC accreditation mark should preferably be boxed up together.
- The certification body's logo shall maintain similar proportions to the SAC accreditation mark.  
The difference in the height of the certification logo's mark and SAC accreditation mark shall not be more than 5%.

The SAC accreditation mark may be uniformly enlarged or reduced but shall not be less than 15mm in height. The accreditation marks must be reproduced in the official colours, red (Pantone 032C) or dark grey (Pantone 432C). Single colour accreditation marks, subjective to SAC's approval, can be used for limited colour or black and white production, only on light backgrounds. The font used for the certificate number is Univers 65 Bold. When this font is not readily available using software such as Microsoft Office or on platforms such as websites, Arial Bold can be used in its place. When an accredited organisation is accredited for more than 1 programme/field, the accredited organisation can choose to list all certificate numbers under 1 SAC mark, after obtaining approval from SAC in writing.



# Size

Preferred sizes (30mm -Height)



(30mm)

Minimum size (12mm -Height)



(12mm)



# Unacceptable Uses

The certification logo should be treated with care and we list some situations to avoid at all times.



Do not Distort or stretch



Do not use the logo on backgrounds that make it illegible



Do not change to other color



Do not use transparency on stand-alone application



Do not tilt



Do not cut



Do not use dropshadow



Do not let other logos to cover